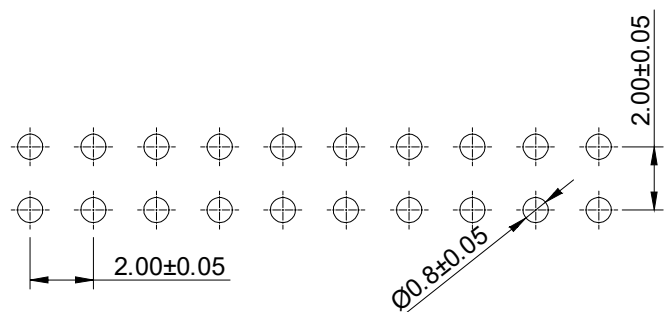
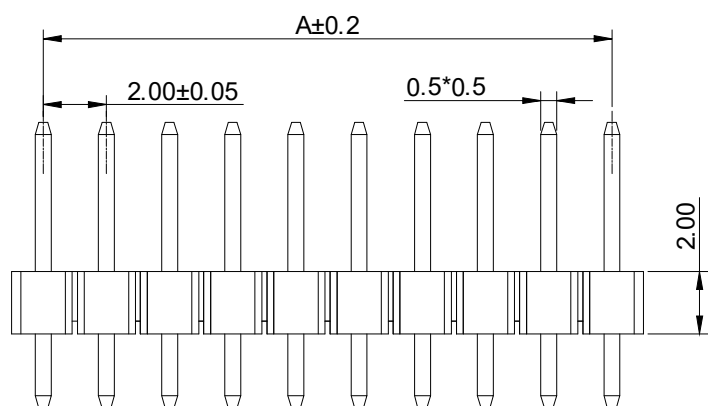
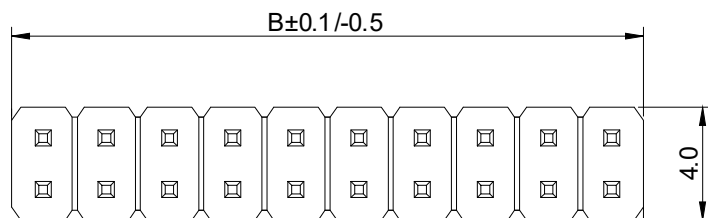
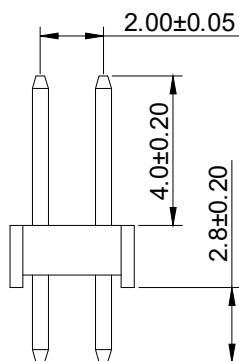


RoHS

REV	ECN NO.	DESCRIPTION	DESIGN	APPROVAL	DATE
A1		更改图纸			2025.5.18



P.C.B Hole Layout



SPECIFICATIONS

1. Current rating: 2A
2. Temperature range: -40°C ~ +105°C
3. Insulation resistance: 1000MΩ Min.
4. Withstanding voltage: 600V AC/ minute.
5. Contact resistance: 20mΩ Max.

Material:

Insulator Material: PA6T (UL 94V-0) Black

Contact Material: Brass

Plating: Matte Tin or gold plated over Nickel

No. of PIN/ROW	Dimension	
	A	B
2x02	2.00	4.00
2x03	4.00	6.00
2x04	6.00	8.00
2x05	8.00	10.00
2x06	10.00	12.00
2x07	12.00	14.00
2x08	14.00	16.00
2x09	16.00	18.00
2x10	18.00	20.00
2x11	20.00	22.00
2x12	22.00	24.00
2x13	24.00	26.00
2x14	26.00	28.00
2x15	28.00	30.00
2x16	30.00	32.00
2x17	32.00	34.00
2x18	34.00	36.00
2x19	36.00	38.00
2x20	38.00	40.00
2x21	40.00	42.00
2x22	42.00	44.00
2x23	44.00	46.00
2x24	46.00	48.00
2x25	48.00	50.00
2x26	50.00	52.00
2x27	52.00	54.00
2x28	54.00	56.00
2x29	56.00	58.00
2x30	58.00	60.00
2x31	60.00	62.00
2x32	62.00	64.00
2x33	64.00	66.00
2x34	66.00	68.00
2x35	68.00	70.00
2x36	70.00	72.00
2x37	72.00	74.00
2x38	74.00	76.00
2x39	76.00	78.00
2x40	78.00	80.00

KQSYCN

www.kqsycn.com
400-092-6568

科晴实业

THESE DRAWINGS AND SPECIFICATION ARE THE PROPERTY OF XFCN AND SHA NOT BE REPRODUCED, COPIED OR CUED ANY MANNER WITHOUT THE PRIOR WRITTEN CONSENT OF XFCN

TOLERANCES	
X.±0.50	X.°±
.X±0.25	.X°±
.XX±0.15	.XX°±
.XXX±0.10	.XXX°±
UNITS:	mm

VIEW	SYMBOL
UNITS	mm
REV	A1
SHEET	1/1
DATE	2025.5.18

TITLE:
2.0mm Pin Header Connectors
PART NO:
PZ12-S200-XXV

APPD	Li Ji an
CHKD	Wan Yong
DRAW	Wan Yong