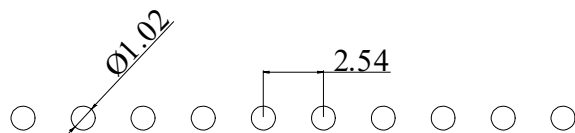
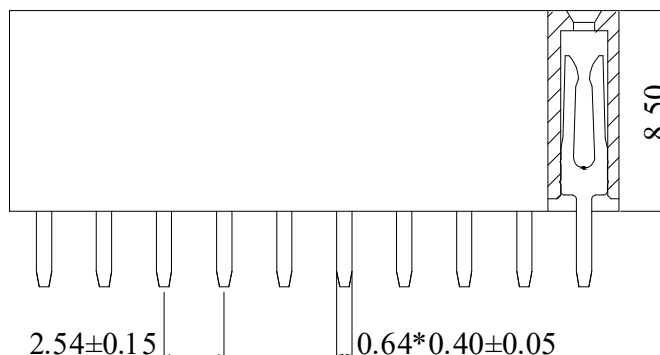
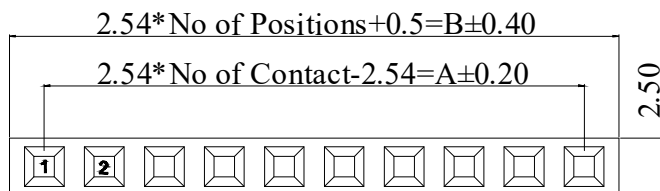
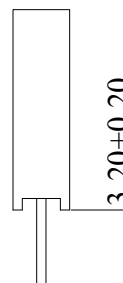


RoHS

REV	ECN NO.	DESCRIPTION	DESIGN	APPROVAL	DATE
A1		更换图纸			2026.5.18



PCB LAYOUT



SPECIFICATIONS

1. Current rating: 3A
2. Temperature range: -40°C ~ +105°C
3. Insulation resistance: 1000MΩ Min.
4. Withstanding voltage: 600V AC/minute.
5. Contact resistance: 20MΩ Max.

Material:

Insulator Material: PBT/PA6T (UL 94V-0) Black

Contact Material: Brass

Plating: Matte Tin or gold plated over Nickel

KQSYCN

www.kqsycn.com
400-092-6568

科晴实业

THESE DRAWINGS AND SPECIFICATION ARE THE PROPERTY OF XFCN AND SHALL NOT BE REPRODUCED, COPIED OR CUEED IN ANY MANNER WITHOUT THE PRIOR WRITTEN CONSENT OF XFCN

TOLERANCES	
X.±0.50	X.°±
.X±0.25	.X°±
.XX±0.15	.XX°±
.XXX±0.10	.XXX°±
UNITS:	mm

VIEW	SYMBOL
UNITS	mm
REV	A1
SHEET	1/1
DATE	2026.5.18

TITLE:
2.54mm Female Header Connectors
PART NO:
PM11-S254-XXV-H85

APPD	Li Ji an
CHKD	Wan Yong
DRAW	Wan Yong