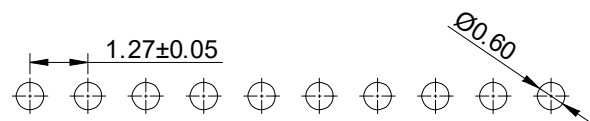
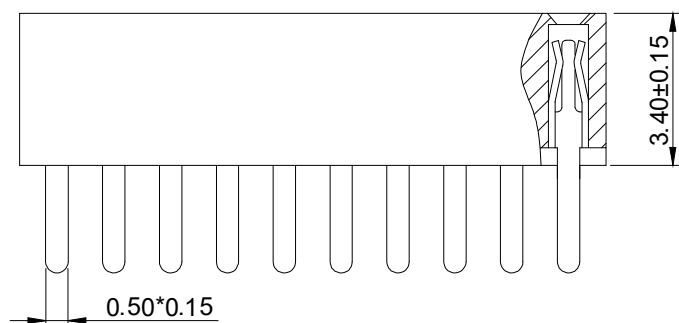
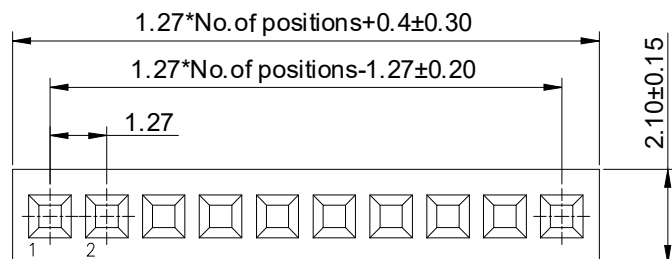


RoHS

REV	ECN NO.	DESCRIPTION	DESIGN	APPROVAL	DATE
A1		更换图纸			2025.5.18



P.C.B Hole Layout

SPECIFICATIONS

1. Current rating: 1 A AC, DC
2. Voltage Rating: 250V AC/DC
3. Temperature range: $-40^{\circ}\text{C} \sim +105^{\circ}\text{C}$
4. Insulation resistance: 500MΩ Min.
5. Withstanding voltage: 100V AC/ minute.
6. Contact resistance: 20mΩ Max.

Material:

Insulator Material: PBT/PA6T/PA9T (UL 94V-0)

Contact Material: Brass

Plating: Matte Tin or gold plated over Nickel

No. of Pin/Row	Dimension	
	A	B
02	1.27	2.94
03	2.54	4.21
04	3.81	5.48
05	5.08	6.75
06	6.35	8.02
07	7.62	9.29
08	8.89	10.56
09	10.16	11.83
10	11.43	13.10
11	12.70	14.37
12	13.97	15.64
13	15.24	16.91
14	16.51	18.18
15	17.78	19.45
16	19.05	20.72
17	20.32	21.99
18	21.59	23.26
19	22.86	24.53
20	24.13	25.80
21	25.40	27.07
22	26.67	28.34
23	27.94	29.61
24	29.21	30.88
25	30.48	32.15
26	31.75	33.42
27	33.02	34.69
28	34.29	35.96
29	35.56	37.23
30	36.83	38.50
31	38.10	39.77
32	39.37	41.04
33	40.64	42.31
34	41.91	43.58
35	43.18	44.85
36	44.45	46.12
37	45.72	47.39
38	46.99	48.66
39	48.26	49.93
40	49.53	51.20
41	50.80	52.47
42	52.07	53.74
43	53.34	55.01
44	54.61	56.28
45	55.88	57.55
46	57.15	58.82
47	58.42	60.09
48	59.69	61.36
49	60.96	62.63
50	62.23	63.90

KQSYCN

www.kqsy.cn.com
400-092-6568

科晴实业

THESE DRAWINGS AND SPECIFICATION ARE THE PROPERTY OF XFCN AND SHALL NOT BE REPRODUCED, COPIED OR QUOTED IN ANY MANNER WITHOUT THE PRIOR WRITTEN CONSENT OF XFCN

TOLERANCES	
X.±0.50	X.°±
.X±0.25	.X°±
.XX±0.15	.XX°±
.XXX±0.10	.XXX°±
UNITS:	mm

VIEW	SYMBOL
UNITS	mm
REV	A1
SHEET	1/1
DATE	2025.5.18

TITLE:
1.27mm Female Header Connectors
PART NO:
PM11-S127-XXV-H34

APPD	Li Ji an
CHKD	Wan Yong
DRAW	Wan Yong